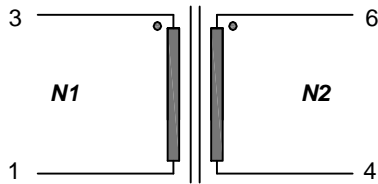


Product Type	Transformer
GT Part Number	SV1-500A
Customer Part Number	-
Customer	-
Place of Manufacture	GT Electronic India

SCHEMATIC:



ELECTRICAL SPECIFICATION:

Core = Steel Lamination
 Core Size = EI-19/15.7/2
 Steel Type = M 330-35A
 Turns Ratio = 1 : 1
 Frequency Range = 50Hz to 10kHz



MATERIAL SPECIFICATIONS:

Item no.	Item Description	Insulating Material	Material Designation	Manufacturer	UL Number
1	Round Enamelled Copper Wire	BC-Polyester, OC-Polyamide (or) Polyurethane modified	Polysol P155/ Polysol-180	Elektrisola	E143312/ E331840
			V 155,V180	Synflex	E335481
			Preci-9/ Preci-10	Precision	E174288
2	Silicon Sleeve	Silicon Elastomer	Technoflex-SR700	Techno Polymer	UL as per E254189
3	Bobbin	Polyamide 66 (PA66), glass reinforced	70G33L	E I DUPOND	E41938
4	Case	Polyamide 66 (PA66), glass reinforced	70G33L	E I DUPOND	E41938
5	Potting Compound	Polyurethane (PUR)	Tedistac D45003 / Isostac D45003	Dow France SAS	E130092

TESTING DETAILS:

Test condition @ 50Hz:

Input voltage (N1) = 1V (0.95 to 1.105)V

No load current I_0 = 78mA Maximum

Output voltage U_0 = 0.8V (0.65 to 1.00)V

DC Resistance:

N1 = 4.6 Ω typ.

N2 = 4.6 Ω typ.

Inductance:

@ 50 Hz/1V / @ 1 kHz/1V

N1 = 34 mH / = 22 mH typ.

N2 = 34 mH / = 22 mH typ.

HV testing :

N1 -> N2 = 4KVac/2Sec/50Hz

MARKING INFORMATION:

(Pin side 1-3)

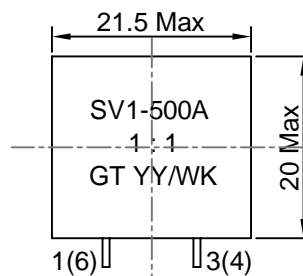
SV1-500A

1 : 1

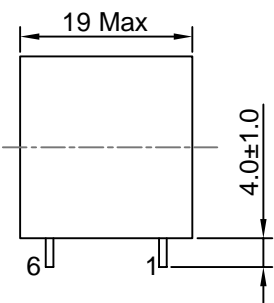
GT YY/WK

MECHANICAL SPECIFICATION:

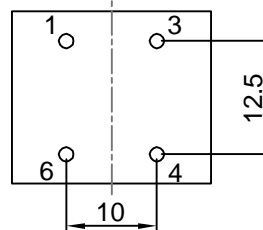
Front View:



Side View:



Bottom View: (Pin Side View)



Remark :

► Loaded Pins 1, 3, 4, 6

Pin Pitch tolerance = $\pm 0,1$ mm

All Dimensions are in mm

Inductance value included	1	1	R.Kamal Priyanath	05-Dec.-2014
-----Issued-----	1	0	Pradesh.P	10-Oct.-2014
Changes	Issue	Rev	Initial	Date