

ELECTRICAL MECHANICAL DATA

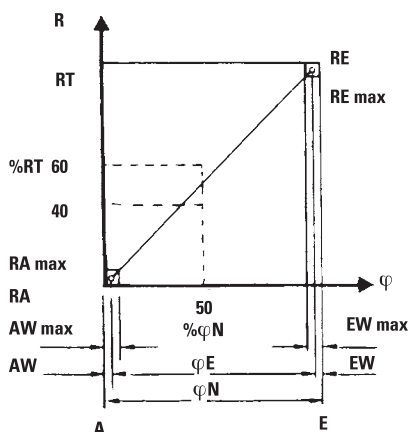
P20 MECHANICAL DATA

Rotation Angle φ_N	300 \pm 5°
Operation Torque	0.4-1.5Ncm
Permissible Torque at End Stop	80 Ncm max
Permissible Axial Spindle Load	100 N (5 sec. Max)

ELECTRICAL DATA

Effective Rotation φ_E	
• Without Switch	267° nominal
• With Switch	232° nominal
Rated Dissipation @ 40°C	0.4W linear law 0.2W non-Linear law
Limiting Element Voltage	500VDC
Insulating Resistance	\geq 4G Ω
Insulating Voltage	1000 VAC
Rated Resistance	E3 Series
• Optional	E6 Series
• Linear Law	1K - 1M
• Non-Linear Law	4K7 - 470K
Tolerance on Rated Resistance	\pm 20%
• Optional 1K to 1MEG	\pm 10%
Resistance Law	
• Linear	A
• Non-linear	B,C,
Noise (ENR)	2% Max (Linear) 3% Max (Non Linear)

LAW A



A.....Initial Terminal
AW.....Initial Path
E.....End Terminal
EW.....Final Path
RaInitial Stop Valve
RAHop-on Resistance

P16 MECHANICAL DATA

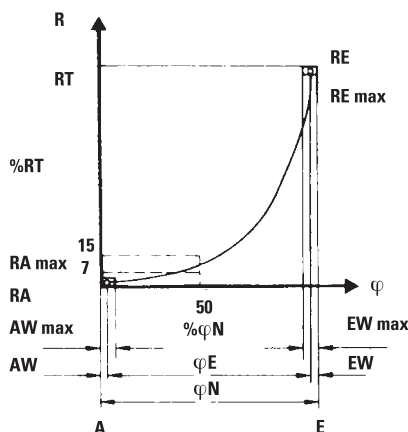
Rotation Angle φ_N with switch	300 \pm 5°
Rotation Angle φ_N without switch	270 \pm 5°
Operating Torque	0.4-1.5Ncm
Permissible Torque at End Stop	35 Ncm max
Permissible Axial Spindle Load	50 N (5 sec. max)

ELECTRICAL DATA

Rated Dissipation @ 40°	0.25W linear law 0.12W non linear law
Limiting Element Voltage	350VDC
Insulating Resistance	\geq 4G Ω
Insulating Voltage	500VAC
Rated Resistance	E3 Series
• Optional	E6 Series
• Linear Law	1K - 1M
• Non-linear Law	4K7 - 470K
Tolerance on Rated Resistance	\pm 20%
• Optional (1KO to 1MO)	\pm 10%
Resistance Law	
• Linear	A
• Non-linear	B,C,
Noise (ENR)	2% Max (Linear) 3% Max (Non Linear)

Please Note:- Multi Concentric 300 VAC

LAW B



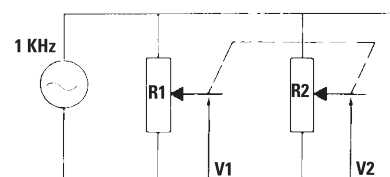
Re.....End Stop Valve
REHop-off Resistance
RN.....Rated Resistance
RT.....Effective Resistance
 φ Rotation angle of Rotary Potentiometers

MATCHING TOLERANCE

For Tandem Stereo Potentiometers

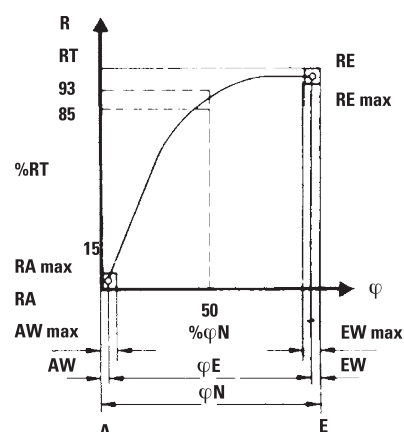
Tandem Potentiometers in this series have two identical resistor units with the same variation law. The mismatching of the two resistor units expressed in dB, is measured by the difference between the attenuations introduced by each resistor unit, at various points of the travel.

Tolerance values for resistance law are listed in the following table.



LAW	ATTENUATION RANGE
A	0-20db
B	0-20db
LAW	MATCHING TOLERANCE = 20 log V1/V2
A	4db
B	3db
C	3db

LAW C



φ_E Effective Rotation Angle of Rotary Potentiometers
 φ_N Mechanical Rotation Angle of Rotary Potentiometers
SCollector Terminal

CLIMATIC CATEGORY (IEC 68): 10/070/21 RATED TEMPERATURE RANGE -10°C to + 70° Life \geq 20,000 Cycles